

IMPORTANT STEPS FOR TRACKING LEARNER PROGRESS ON TIMES-TABLES CHALLENGE 2020

This year's Times-Tables Challenge takes place on OLICO's [Two Minute Tango](#) app with the final to be held over Zoom. The app is available on the [Google Playstore](#) (sorry, no istore app yet). **The App requires NO DATA but must be able to connect to the internet.**

INSTRUCTIONS FOR LEARNERS

In the lead up to the grand finale, the challenge for learners is two-fold:

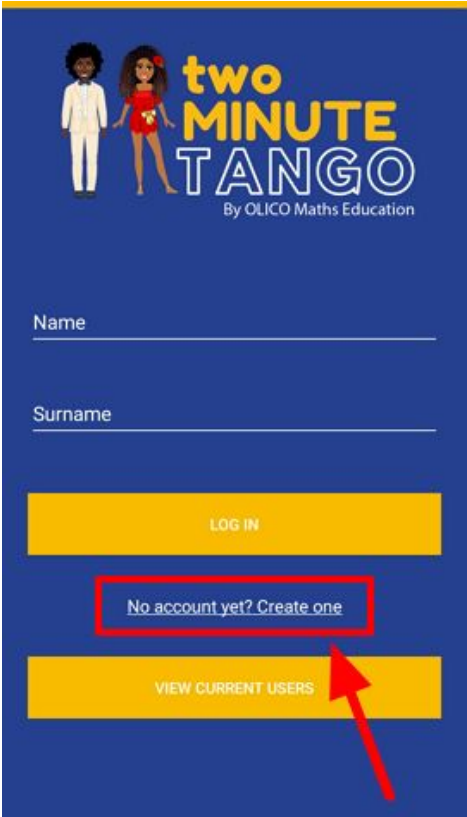

1. Complete all 30 LEVELS on the Multiplication & Division section;
2. Achieve GOLD or PLATINUM Medal status on the Times-Tables Challenge section.

Learners who achieve **Gold or Platinum Medals** on the Times-Tables section will receive a Certificate and stand a chance to win scientific calculators, airtime, stationery packs and bragging rights. A group prize will be awarded to the school/NGO with the most number of **Times-Tables Gold Medalists**.

The Grand Finale will be held on 13 November 2020 over Zoom, 3pm - 4:30pm (details to follow).

IMPORTANT!!! TO TRACK PROGRESS, YOUR LEARNERS MUST COMPLETE THE FOLLOWING 2 STEPS:

STEP 1: LEARNERS CREATE AN ACCOUNT & REGISTER NAME & SURNAME

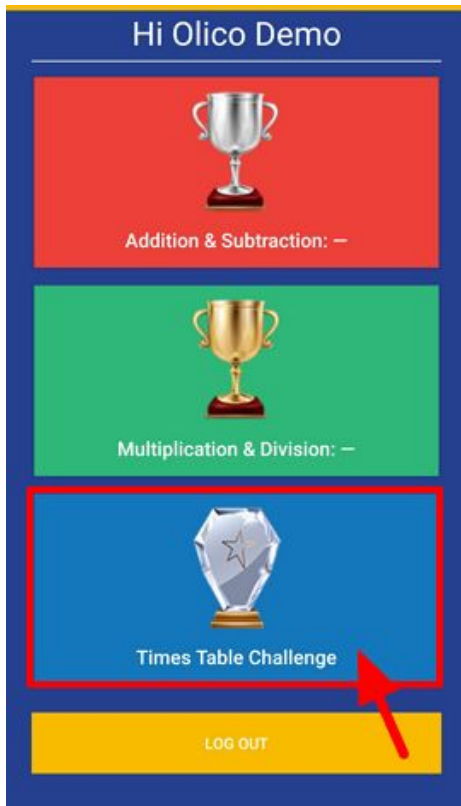
Step 1.1: Learner's download the app and click the option to create an account.	Step 1.2: Learners input their real Name & Surname and click Register.
	

Note: Learners can share devices but they must each create a separate account by following Step 1 (above) and Step 2 (below).

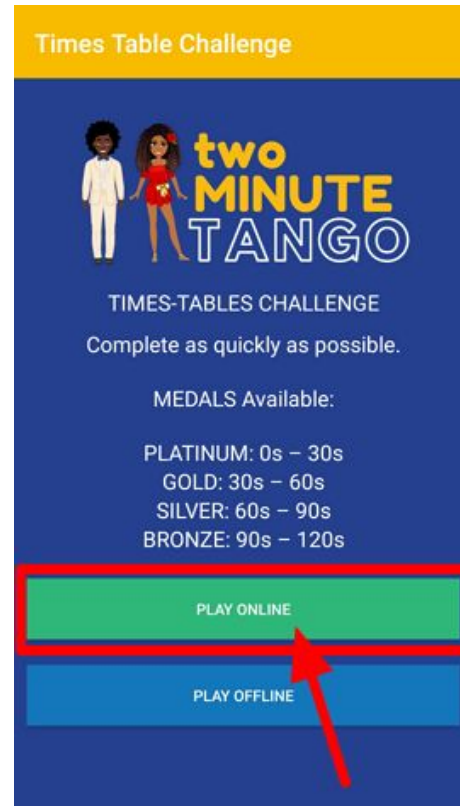
IMPORTANT STEPS FOR TRACKING LEARNER PROGRESS ON TIMES-TABLES CHALLENGE 2020

STEP 2: LEARNERS REGISTER FOR THE TIMES-TABLES CHALLENGE

Step 2.1: Once account is created, learners log into the app and select "Time-Tables Challenge".



Step 2.2: Learners select "PLAY ONLINE". NB: there are no data charges.



Step 2.3: Learners enter cell number (needed for prizes), grade, school/NGO and "Register".



Step 2.4: Learners "Play Online" to participate in the Challenge. NB: There are no data charges.

